

m/s **Ontera Modular Carpets Pty**
PO BOX 555, Wentworthville NSW 2145
Attn: Mr Stewart Murphy

TEST REPORT No. 169788NZ

LABORATORY REF: P169788NZ

CUSTOMER REFERENCE
FIXATE CUSHION BACK

Sample description as provided by customer

Mass/unit area **407 g/m²**

Construction Details **Tufted** Secondary Backing **Cushion Backing**

Style

The Samples Tested Were Modular Carpet with CUSHION BACKING

Order No. **PO0027575**

Pile Fibre Content **100% NYLON 6.6**

Colour **Red Shades**

Pile Height mm

TEST METHOD ISO 9239-1(2010 06-15) Determination of the Burning Behaviour using a radiant heat source As required by the New Zealand Building Code Clause C3.4 (b) (April 2012)

The test values relate to the behaviour of the test specimens of a product under the particular conditions of the test, they are not intended to be the sole criterion for assessing the potential fire hazard of the product. Clause 10 (o) of ISO 9239-1:2010.

Conditioning as specified in BS EN 13238.2001

Sample submitted Date **Apr 2016**

Test Date **01 May 2016**

ASSEMBLY SYSTEM: DIRECT STICK (Details Below).

The floor covering was directly stuck to the substrate using **Water Based Surface Contact** adhesive.

Substrate: **Non-Combustible**

Substrate - **6mm Fibre Reinforced Cement Board to simulate a Non-Combustible Flooring.**

The Holding Torque on Specimen Frame was 2Nm.

Initial Test Specimen 1 Length Direction Critical Radiant Flux **6.2 kW/m²**

Specimen 1 Width Direction Critical Radiant Flux **6.4 kW/m²**



Full tests carried out in the **Length** Direction

SPECIMEN	Length #1	Length #2	Length #3	Mean
Critical Radiant Flux (kW/m ²)	6.2	3.8	5.8	5.3

The value quoted below is as required by the New Zealand Building Code Clause C3.4 (b) (April 2012) "Minimum critical radiant flux when tested to ISO 9239-1:2010". Hence the Radiant Flux quoted is the value at Flame-Out/Extinguishment Not after a 30 minute burn as used in Europe.

MEAN CRITICAL RADIANT FLUX **5.3 kW/m²**

OBSERVATIONS: **The samples shrunk away from the heat source, ignited and burnt a relatively short distance.**

 ACCREDITED FOR TECHNICAL COMPETENCE	M. B. Webb Technical Manager	
	DATE: 01 May 2016	
	Performance & Approvals Testing No. 15393	
	Accredited for compliance with ISO/IEC 17025.	

PAGE 1 of 2

Clause 10 (o) of ISO 9239-1:2010

The values on Page 2 have no relevance to the Code.

1004 04 09

TIME FOR EACH SPECIMEN TO REACH EACH MARKER IN SECONDS

Specimen	50	60	110	160	210	260	310	360	410	460	510	560	610	660	710	760	810	860
1	183	185	256	332	367	450	547	/										
2	169	170	225	277	351	444	532	819	1118	1643	/							
3	172	174	239	290	356	449	766	1069	/									


TESTS

BURNING CHARACTERISTICS

Specimen	Burn Length (mm) at Flame Out/ Extinguishment	Time To Burn Out (s)
Initial Test: Width	330	835
Specimen Tests: Length		
1	340	834
2	470	2,068
3	360	1,247
Mean	390	1,383



NATA
ACCREDITED FOR
TECHNICAL
COMPETENCE



M. B. Webb
 Technical Manager

DATE: 01 May 2016

Performance and Approvals
 Testing No. 15393
 Accredited for compliance
 with ISO/IEC 17025.

The laboratory does not allow the use of this page of the report without the use of page 1.
 This page alone has no validity under Clause 10 (o) of ISO 9239-1:2010
 2004 04 09 11583 1 May 2016